



District Report Card: 2017


State: Mizoram	District: Lunglei
Class: 3	Subject: Mathematics
Schools: 50	Students: 488


Participation/Coverage


Students

<div>GENDER</div> <div></div>	Boys				Girls			
	Number		%		Number		%	
	228		46.72		260		53.28	

<div>AREA</div> <div></div>	Rural				Urban			
	Number		%		Number		%	
	379		77.66		109		22.34	

<div>CATEGORY</div> <div></div>	SC		ST		OBC		GEN	
	Number	%	Number	%	Number	%	Number	%
	0	0.00	485	99.39	3	0.61	0	0.00

<div>CWSN</div> <div></div>	LD	VI	HI	S&LD	ID	Oth
	1	2	1	0	1	0

<div>Management</div> <div></div>	Government			Government-aided		
	Number		%	Number		%
	483		98.98	5		1.02

Average Performance of Students in Mathematics (%)

Overall	Gender		Area		Management		Social Group			
	Male	Female	Rural	Urban	Govt.	Aided	SC	ST	OBC	GEN
57.75	58.98	56.67	57.82	57.49	57.54	77.33	0.00	57.70	64.44	0.00

Performance on Learning Outcomes (LOs)

Learning Outcomes	Description	Average Performance(%)
M301	Reads and writes numbers up to 999 using place value	14.08
M302	Compares numbers up to 999 based on their place values	68.03
M303	Solves simple daily life problems using addition and subtraction of three digit numbers with and without regrouping	59.54
M304	Constructs and uses the multiplication facts (up till 10) in daily life situations	61.37
M305	Analyses and applies an appropriate number operation in the situation/ context	37.50
M306	Explains the meaning of division facts by equal grouping/sharing and finds it by repeated subtraction	58.40
M309	Identifies and makes 2D-shapes by paper folding, paper cutting on the dot grid, using straight lines etc.	83.04
M311	Fills a given region leaving no gaps using a tile of a given shape	26.53
M312	Estimates and measures length and distance using standard units like centimeters or meters & identifies relationships	34.98
M317	Reads the time correctly to the hour using a clock/watch	74.18
M318	Extends patterns in simple shapes and numbers	52.36
M319	Records data using tally marks, represents pictorially and draws conclusions	82.58

Range of Performance of Students who Answered Correctly							
Below 30%		30% - 50%		50% - 75%		Above 75%	
Number	%	Number	%	Number	%	Number	%
55	11.27	133	27.25	200	40.98	100	20.49

Lowest Performing Learning Outcomes (LOs)

- 1 - Reads and writes numbers up to 999 using place value (14.08)
- 2 - Fills a given region leaving no gaps using a tile of a given shape (26.53)
- 3 - Estimates and measures length and distance using standard units like centimeters or meters & identifies relationships (34.98)
- 4 - Analyses and applies an appropriate number operation in the situation/ context (37.50)
- 5 - Extends patterns in simple shapes and numbers (52.36)